


PLANTSPACE® RACEWAYS™




3D modeling of cable trays, conduits, and associated supports



PlantSpace® Raceways™ enables the interactive modeling of cable trays, conduits and supports in a 3D building and plant design environment. These electrical systems models are part of larger, multidisciplinary building or plant models and are useful for performing reviews, eliminating interferences, and testing design alternatives. They are important tools for the continued management of the engineered information assets.

PlantSpace Raceways is a single component within Bentley's overall multi-interfaced 3D plant solution environment. As such, PlantSpace Raceways enables you to work simultaneously with engineers in other disciplines, such as structural, piping, and HVAC. This offers a distinct advantage of detecting interferences within the project. Locating and detecting these possible interferences during the design phase saves numerous field man-hours, reduces erection errors, and helps keep material procurement overrun to a minimum.



Placing Cable Trays and Supports

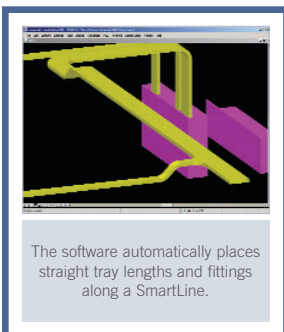
PlantSpace Raceways' familiar user interface makes placing and replacing cable trays quick and convenient. It provides users with two methods of placing cable trays: placing individual components one at a time or routing components using SmartLine.

Designing and Routing Conduits

You can route conduits with PlantSpace Raceways using individual component placement by using MicroStation® SmartLine®. Placement methods for conduits are as simple as those for cable trays.

Placing Components Using MicroStation SmartLines

In addition to individual placement of cable trays and conduits, PlantSpace Raceways gives you the option of rapidly routing lengths along an intelligent line string. You simply place a line string using SmartLine, and PlantSpace Raceways automatically places appropriate straight sections and elbows along the line string.



Meeting Project Needs Quickly


Because PlantSpace Raceways is so flexible, providing you with options for placing so many types of cable trays and conduit components—including those you define—it can meet the needs of either small or complex projects. The software is easy to use, and training is minimal, so users can go from zero to productive very quickly. Combine the electrical model with the rest of your building or plant project model and run Bentley® Interference Manager® to ensure your project is interference free. Then extract construction drawings and material lists directly from the model, and let the construction begin.

Generating Reports and Documentation

With PlantSpace Raceways, you can export reports to standard office software, such as Microsoft® Access. Combine reports with plots and scheduling information to give team members access to accurate, up-to-date information in all phases of a project.



PLANTSPACE RACEWAYS AT-A-GLANCE



Interference Detection

- Access to Bentley Interference Manager from any point in the design process

Material Take-Offs (MTO)

- Automatic generation of material take-offs and other configurable reports
- Compatibility with standard office software such as Microsoft Access

Choice of Design Method

- Ability to place straight sections and elbows by component or automatically along intelligent line strings

Schedule Simulation

- Interoperability with Bentley® Navigator™ for visualization, schedule simulation, and dynamic animation
- Ability to link model with scheduling and construction databases (or any ODBC-compliant information)

PLANTSPACE RACEWAYS SYSTEM REQUIREMENTS

- Processor: Pentium® II 500MHz or better
- Operating System: Windows® XP Professional SP1, Windows 2000 SP 3 or Windows NT® 4.0 SP6a
- Software: Microsoft Internet Explorer 5 or better, MicroStation v7 or v8, MicroStation® TriForma® Engineering Configuration v7 or v8
- Databases: Oracle® ODBC driver v9.2.0.2.0 for Oracle 9i (or 8i) projects or Microsoft Data Access Components (MDAC) 2.7 for SQL Server Projects
- Memory: 256MB (more memory typically results in better performance)
- Disk Space: 75MB minimum free disk space

CALL TODAY FOR MORE INFORMATION

Bentley Systems, Incorporated, is a global provider of collaborative software solutions that enable our users to create, manage and publish architectural, engineering and construction (AEC) content. As a part of those solutions, Bentley provides professional services including implementation, integration, customization and training.

Visit us on the Web for more information about Bentley solutions and services. www.bentley.com

Bentley North American Headquarters
Bentley Systems, Incorporated
685 Stockton Drive
Exton, PA 19341 USA
Phone: +1 800 BENTLEY (+1 800 236 8539)
Outside the US +1 610 458 5000
Fax: +1 610 458 1060

Bentley International Headquarters
Bentley Systems Europe B.V.
Wegalaan 2
2132 JC Hoofddorp
THE NETHERLANDS
Phone: +31 23 556 0560
Fax: +31 23 556 0565

To find a local Bentley office, please visit www.bentley.com/corporate/contacts.

